



# Belonging at Cornell

University-level Survey  
Results

Spring 2020




# Survey Response Rates

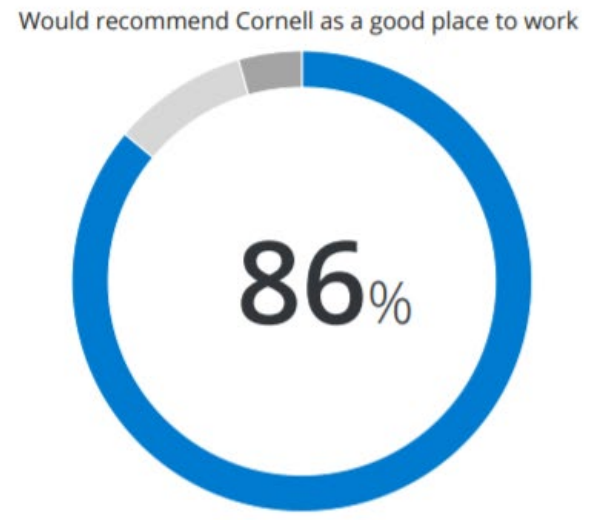
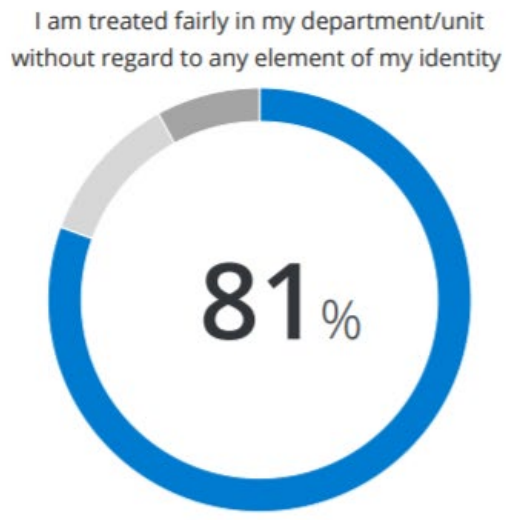
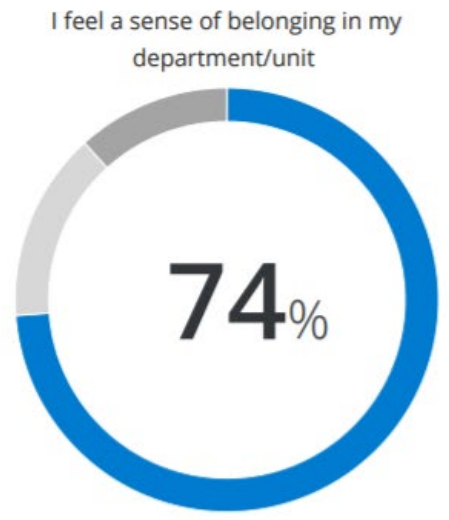
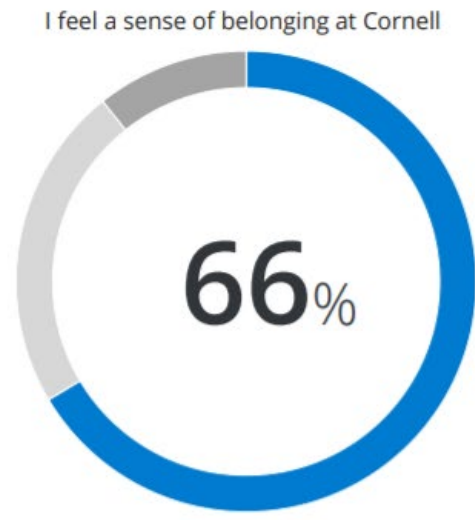
<b>Employment Category</b>	<b>Response Rate</b>
Faculty	44%
Academics	46%
Staff	53%
Union	18%
Academic Others	33%
Intern/Resident	20%
Post Doc Fellow/Assoc	36%
Temporary	42%
Overall Response Rate	45%



# Belonging at Cornell

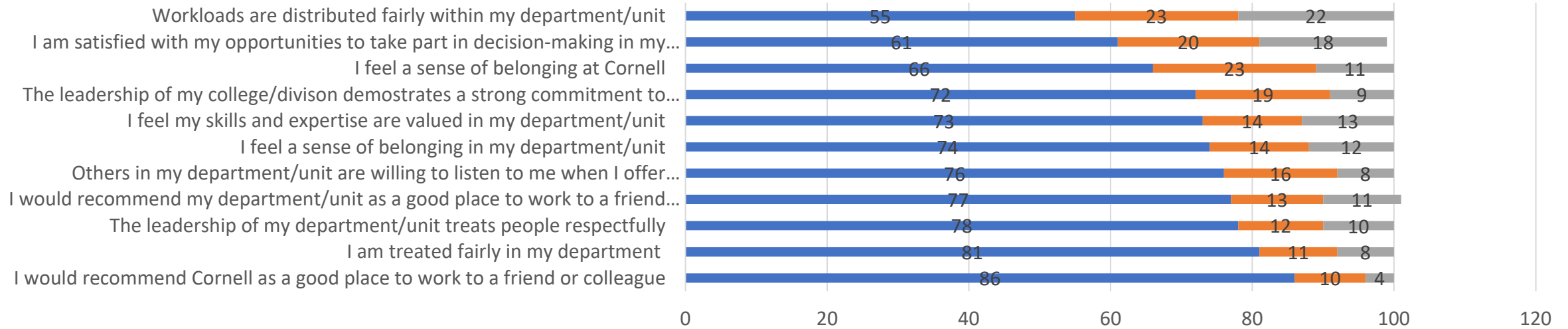
## University-level Metrics

-  Favorable
-  Neutral
-  Unfavorable



# University-Level: Sense of Belonging and Fair Treatment

## University-Level: Sense of Belonging and Fair Treatment



	I would recommend Cornell as a good place to work to a friend or colleague	I am treated fairly in my department	The leadership of my department/unit treats people respectfully	I would recommend my department/unit as a good place to work to a friend or colleague	Others in my department/unit are willing to listen to me when I offer information or a different perspective	I feel a sense of belonging in my department/unit	I feel my skills and expertise are valued in my department/unit	The leadership of my college/division demonstrates a strong commitment to diversity and inclusion	I feel a sense of belonging at Cornell	I am satisfied with my opportunities to take part in decision-making in my department/unit	Workloads are distributed fairly within my department/unit
■ Favorable	86	81	78	77	76	74	73	72	66	61	55
■ Neutral	10	11	12	13	16	14	14	19	23	20	23
■ Unfavorable	4	8	10	11	8	12	13	9	11	18	22

■ Favorable ■ Neutral ■ Unfavorable